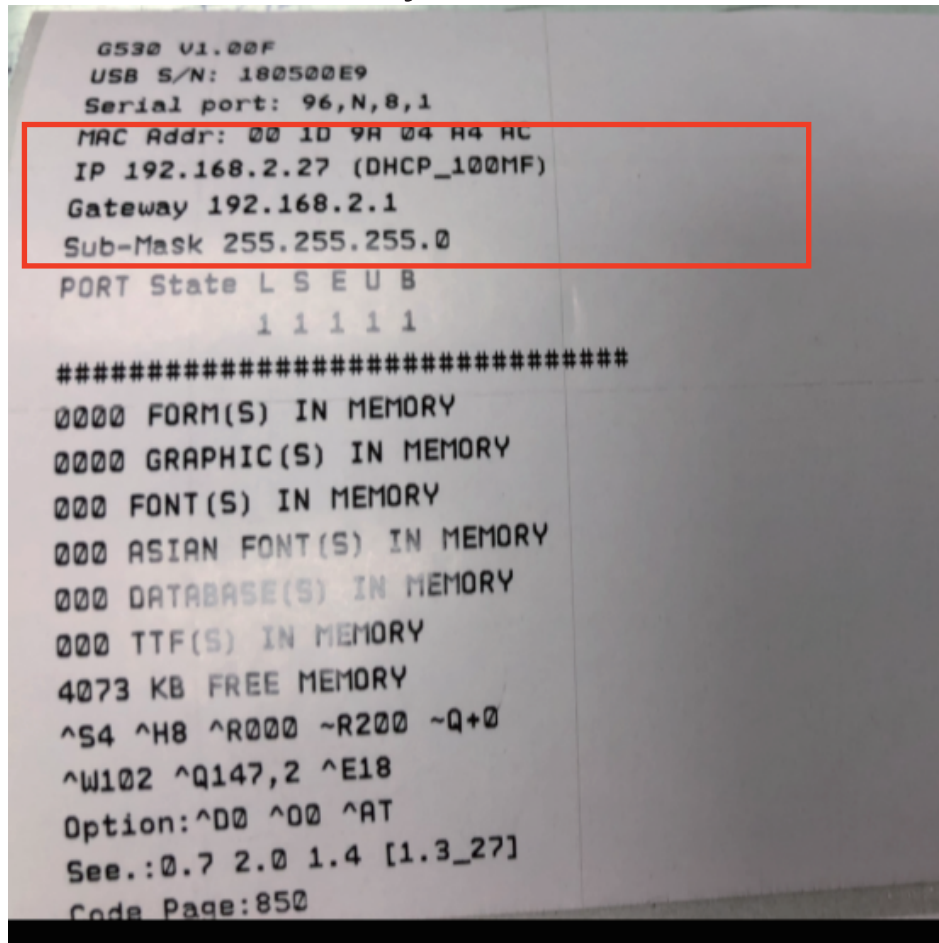


G-530條碼機IP設定

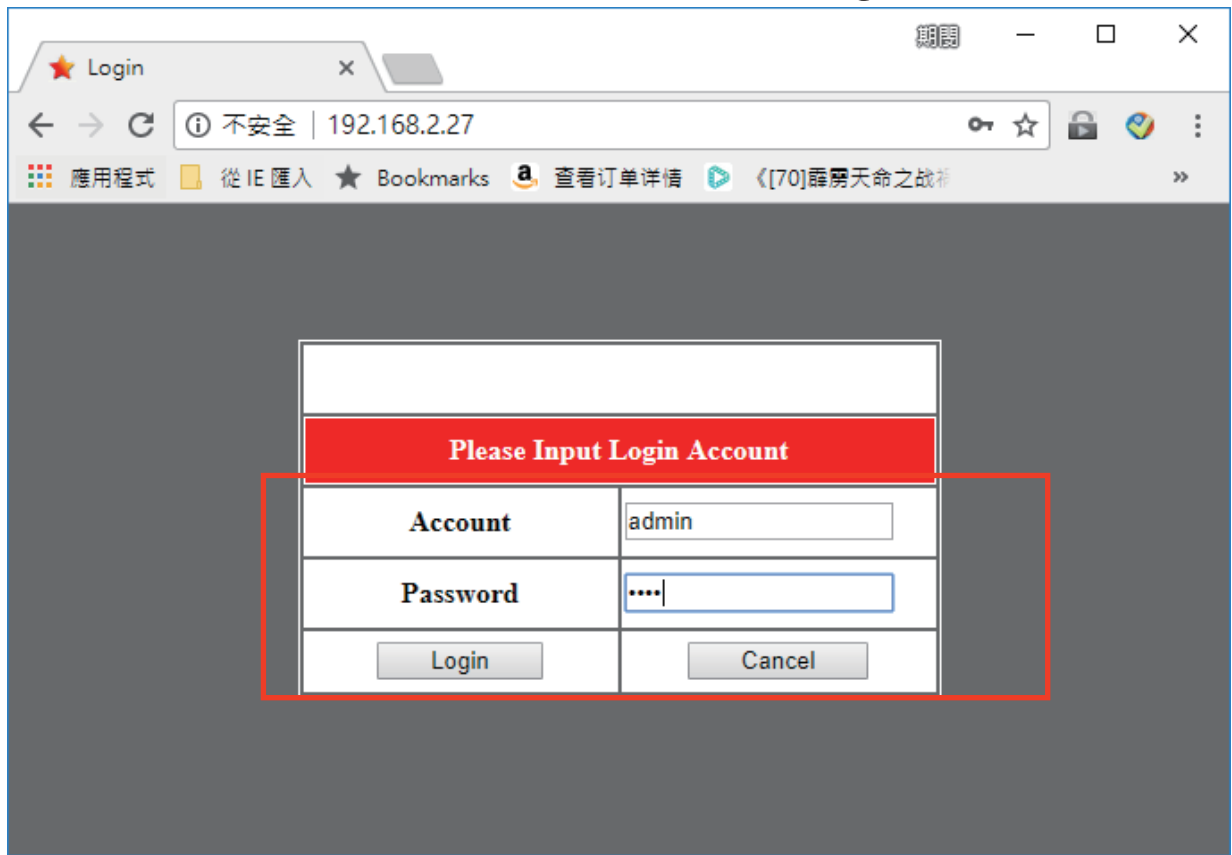
1.列印自測頁入下圖，確認MAC Addr
及 IP位址 Gateway Sub-mask



2.打開瀏覽器，輸入IP位址按ENT



3.輸入帳號:admin 密碼:1111或0000 按Login



Period - □ ×

★ Login ×

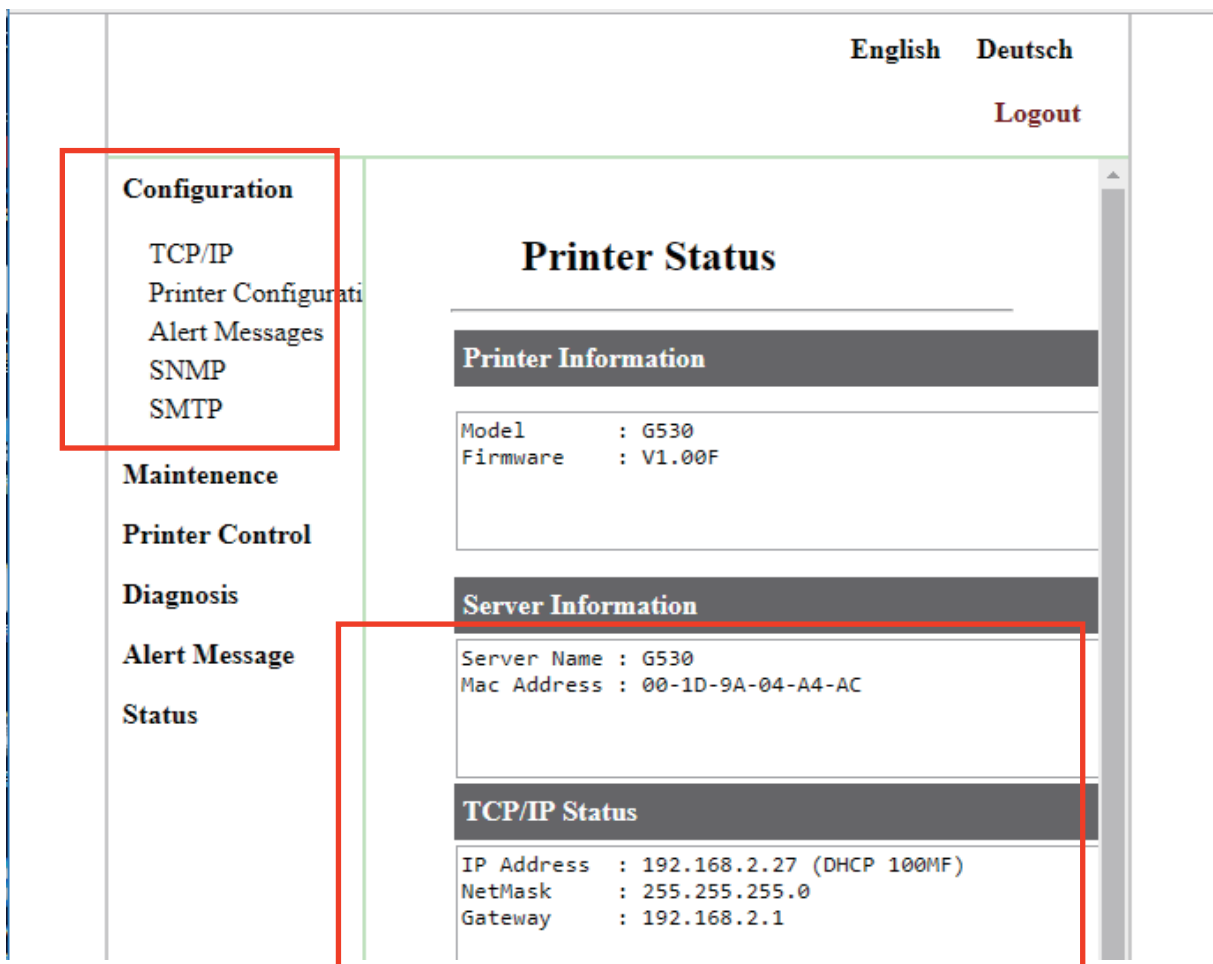
← → ↻ ① 不安全 | 192.168.2.27 鍵 ☆ 圖庫 三

應用程式 從 IE 匯入 ★ Bookmarks a 查看订单详情 <[70] 霹雳天命之战

Please Input Login Account

Account	admin
Password
Login	Cancel

4.下列出現條碼機為浮動IP資訊，按Configuration 選TCP/IP



English Deutsch

Logout

Configuration

- TCP/IP
- Printer Configuration
- Alert Messages
- SNMP
- SMTP

Maintenance

Printer Control

Diagnosis

Alert Message

Status

Printer Status

Printer Information

Model : G530
Firmware : V1.00F

Server Information

Server Name : G530
Mac Address : 00-1D-9A-04-A4-AC

TCP/IP Status

IP Address : 192.168.2.27 (DHCP 100MF)
NetMask : 255.255.255.0
Gateway : 192.168.2.1

5.選擇Static IP 輸入正確IP位址 Gateway Sub-mask
按Submit 存檔，條碼機會出現逼一聲，請重開關條碼機
即完成固定IP設定

[English](#) [Deutsch](#)
[Logout](#)

Configuration
TCP/IP
Printer Configuration
Alert Messages
SNMP
SMTP
Maintenance
Printer Control
Diagnosis
Alert Message
Status

TCP/IP Configuration Setting

Alias Name And Password
Alias Name Max 16 Characters
Login Password Max 4 Characters

IP Setting
☒ Get IP From DHCP Server Automatically
☐ Static IP
IP Address
Subnet Mask
Default Gateway
DNS IP
DNS Domain Name